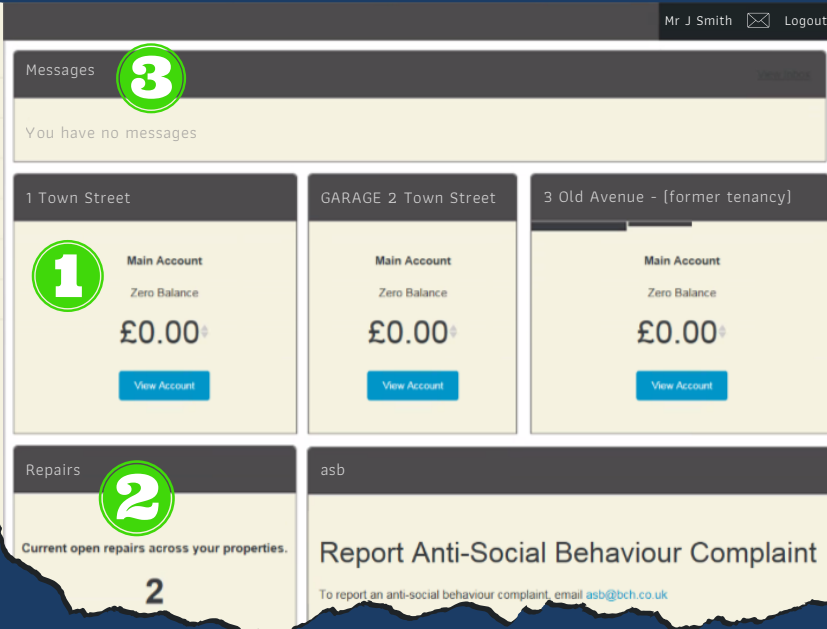
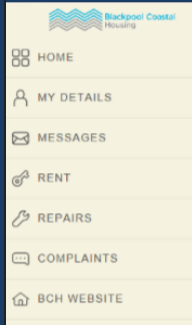


# Going further with MyBCH...

Your home page provides you with an overview of;

- 1** Your rent account
- 2** Any current repairs you may have
- 3** Any messages you've received from Blackpool Coastal Housing

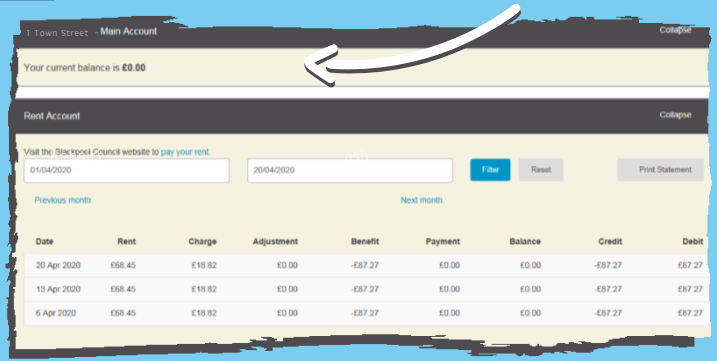
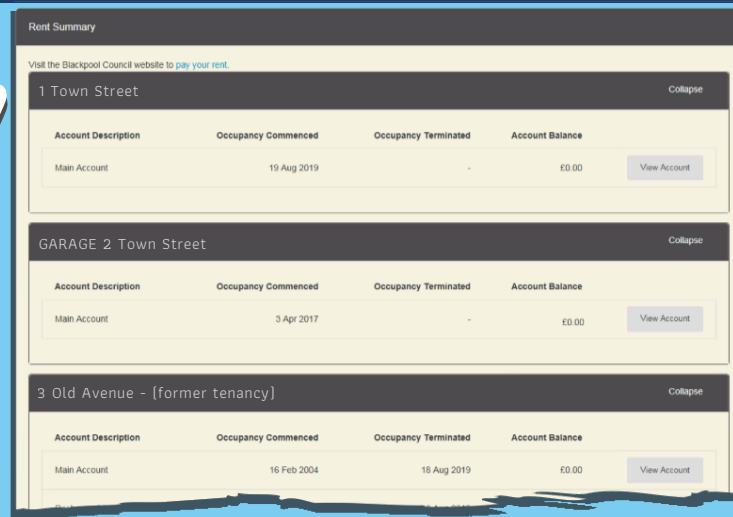


You can update your personal details here too

## To check your rent account and make a payment, follow these simple steps...

**STEP 1** Click the **RENT** option on the left hand side of the screen, to view your 'Rent Summary' page

**STEP 2** Click the **View Account** button to select the account you want to look at, which brings up this screen.



You can use the handy filter option to check any previous rent weeks - even back to the start of your tenancy!

You also have the option to print off a rent statement

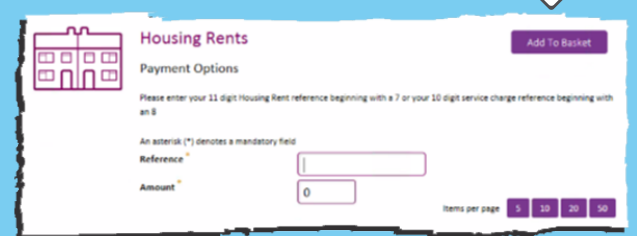
**STEP 3** To pay your rent, click on the **pay your rent** link... which takes you to Blackpool Council's website



**STEP 4** Click on the link [Pay your Council housing rent or Leasehold service charges](#)

**STEP 5** Enter your 11 digit 'housing rent reference number' and the amount you want to pay

Click **Messages** to request your housing rent reference number



**For help and advice on paying your rent email us at E: [rents@bch.co.uk](mailto:rents@bch.co.uk)**